



/, , 04

1.	3
2.	4
3.	7
3.1	7
3.2	8
4.	10
5.	12
-	5
.	7
/	8
0	9
1	9
	11
-	3
.	3
/	3
0	4
1	4
	4
	5
4	5
5 ... 4 ... 5	6
- ... 4 ... 5	6
- ... 4 ... 5	6
- ... 4 ... 5	6
-/	7
-0	10
-1	10
-	

1.

2001 4 5

30 100

-

24.08% 10.12 40% 24.28% 2012 2020 2.21
2018 0.55 2.51
2017 9.82% 2020 32.15%

0

/.04



0

1 ,,,

wind

wind

2021 Q1

11,,

.1 ,,!

...

-, /,

全

...-

2.

(

...1

..-4

..- --

4

20 30

3-5%

2019

15

42

47%

MarketsandMarketsTM

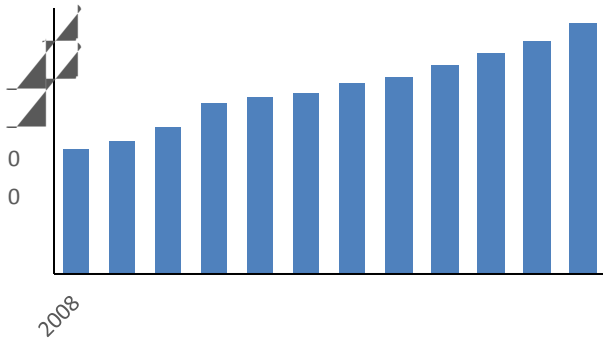
2018

19.78

1.12

5 ., .4 ., -5

-, ., .4 ., -5



-- ., .4 ., -5

- ., .4 ., -5

3. (

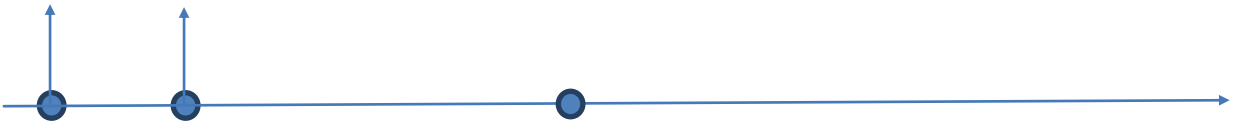
3.1 万

- ◆
- ◆ GE Healthcare
- ◆

1-3

-/ 全 万

....,5 ..- ..-4 ..-5 .., ..-



全

/ 全 万

0 全 各合

				2020
	2018.01.11		2450	
	2018.01.11		2450	
	2018.03.24	10000t/a	57,804.66	10
	2018.06.18	3000t/a	46,783.73	2
	2019.02.28	4000t/a	62378.31	
	2019.09.11	1000t	2280.87	

• Bio-Rad GE Healthcare Tosoh
 20' MarketsandMarketsTM
 / 50%

•

1

慧博资讯

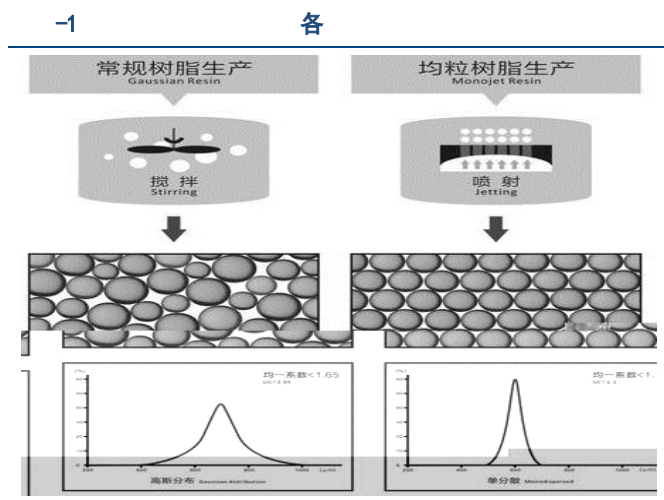
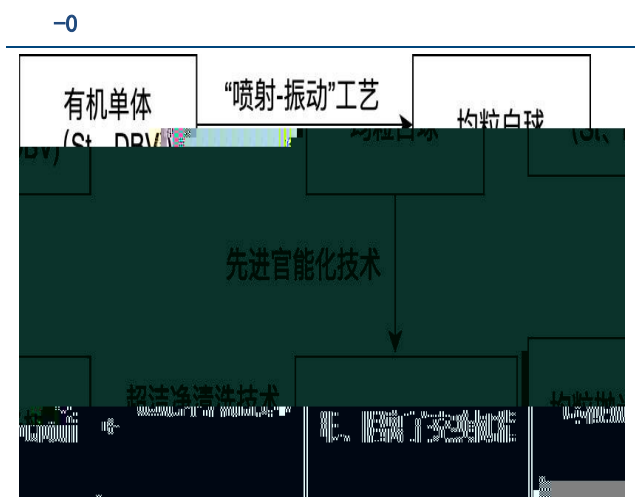
专业的投资研究大数据分享平台

点击进入

PPB PPT PPB

2020

16,970 80.14%

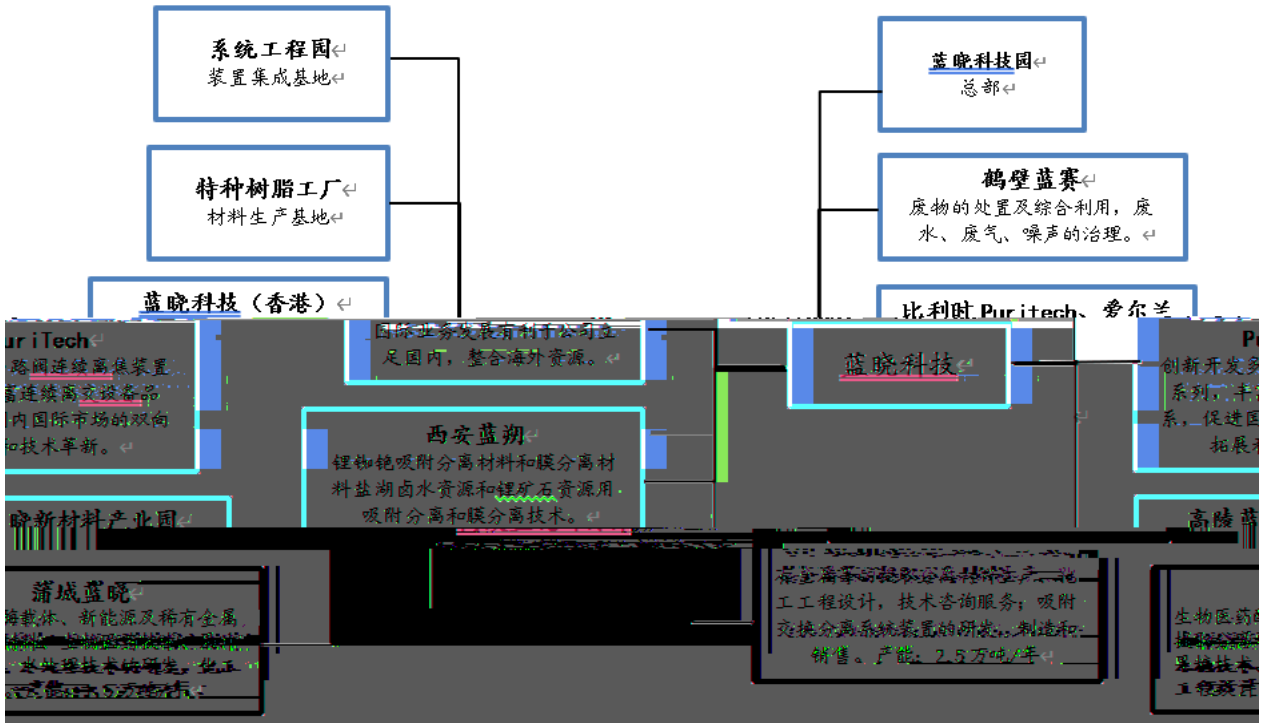


4.

2017

2019

全



3.12/4.10/5.73 PE 21-23 52.0/39.6/28.3 21-23 6 12.48/15.50/20.20 EPS 1.42/1.87/2.61

	2018	2019	2020A	2021E	2022E	2023E
	470	539	591	816	1044	1305
		15%	10%	38%	28%	25%
	155	469	297	380	428	600
		202%	-37%	28%	13%	40%
	5	1	32	49	73	110
		-90%	6111%	50%	50%	50%
	2	3	3	4	5	6
		84%	0%	20%	20%	20%
	632	1012	923	1248	1550	2020
		60%	-9%	35%	24%	30%

5.

-0

/.04

/,,

-1
1 -1
1 1
1

/,,

1
1 1
1

1 .04 ,, 5
- 1 0 B
-, , /
-, 110, , , , , 4.
-, 110, 4 , - .1-, .4, , 1-4, /4
-, 110, 4 , - .1-, .44- , 11 4/. /5 , -
-, 110, 4 , - .1-, .44- , 11 . /4. 01.